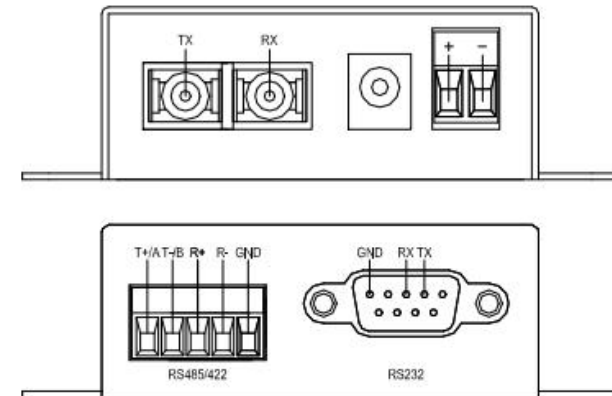
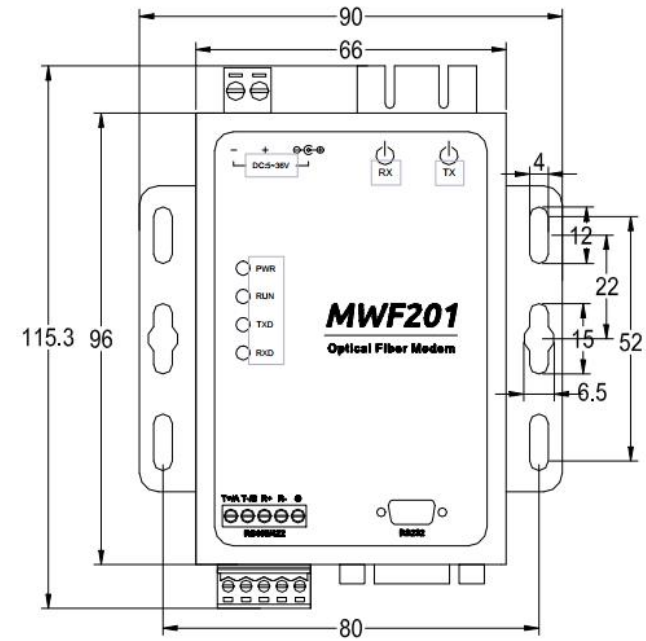


RS-232/RS-485/RS-422 Three-in-one Fiber Modem

MWF201



◆ Dimensions



Size (mm)

RS-232/RS-485/RS-422 Three-in-one Fiber Modem

Model: MWF201

◆ Brief introduction

The RS232/485/422 fiber optic modem can be used for transfer the RS232 or RS485 or RS422 signal by using fiber line. It could protracting the distance of communication and resisting the disturbing. It could security and the secret of the communications. The RS485/422 port support to multi-modes communications and is easy to construct the network. It is widely used in industrial control and data gather areas, especially for electric automation system and traffic control department.

◆ Main Function

- RS-232/RS-485/RS-422 can be chosen, half-duplex and full-duplex communication;
- Internal intelligent module, auto recognize RS485 signal flow, no need CTS control;
- Transparent data communication, baud rate adapted, no need to resetting user contract;
- Supports one master to many slave communication mode, RS485 support 128 sections;
- Unique serial port protection circuit, with electric heating plug;

Protection level of the bus interface: EN61000-4-2(ESD) level 4, EN61000-4-5(Surge) level 3;

- Industry level design, excellent import element chosen, all surface adhibit technics.

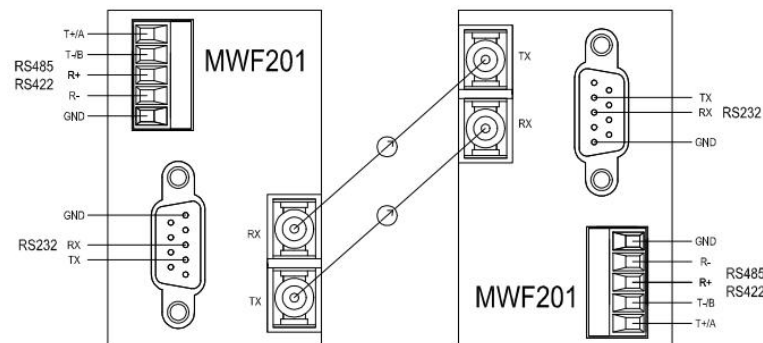
◆ Capability parameter

| | |
|------------------------|--|
| Power Supply | DC5~36V |
| Working current | <20mA |
| Baud Rate | 300~115.2Kbps |
| Communication distance | Multi mode 2km Single mode 20km(40km,60km,80km can be chosen) |
| Electric port | 5-way 3.81mm industrial terminal block |
| Fiber port | SC, ST ,FC can be chosen |
| Error rate | ≤10 ⁻⁹ |
| Wavelength | Multi mode 850nm/1310nm, Single Mode 1310nm/1550nm |
| Fiber type | Multi mode 62.5/125μm or 50/125μm, single Mode 9/125μm |
| Transmission power | ≥-8dBm |
| Incept delicacy | ≤-20dBm |
| Dimension and Weight | 96mm*90*mm*26mm, 0.25kg |
| Working temperature | -40℃~85℃ |

◆ Quality promise

1. Within the normal range of use, 1-year replacement, 5-year warranty.

◆ PIN Setting



Notice: Only one of RS-232, RS-485, RS-422 can be connected to this equipment. When connecting to RS232, the wiring requirement between the user equipment and the electrical port of this equipment is that TX is connected to RX and GND is interconnected. When connecting to RS485, connect 485+ of user equipment to T+ of the electrical port of this equipment, 485- to T-. When connecting to RS422, connect T+ of user equipment to R+ of the electrical port of this equipment, T- to R-, R+ to T+, R- to T-.

◆ Attention

●Grounding

When communicating with RS485/422, we recommend that the electrical interface of this device and the RS485 interface of the user equipment be connected to the signal ground, because RS485/422 communication requires that the ground potential difference between the interfaces of the two communication parties is less than 1V, that is, RS485 is connected to 3 wires (T+ , T-, GND), RS455 is connected to 5 wires (T+ , T-, R+ , R-, GND), the signal ground wire is connected but do not connect to the ground. At the same time, note that the communication cable requires the use of twisted pair.

●Indication light

The MWF201 have Three indication light, POW light is for power, TX light shows sent the data to external, and RX light shows receive the data from external.

●Power supply

Adapted DC5 ~ 36V power supply with anti-reverse connection protection function. We provide AC220V/DC12V power adapter.